

Mouldings

- = FJP
- = CLEAR
- M = MDF
- * = FJP + CLEAR
- SHADING = IN STOCK

CASING

<p>8730 CASING WM315 11/16 x 2 1/2</p> <p>8627 CASING WM472 9/16 x 2 1/2</p> <p>8725 CASING 11/16 x 2 1/2</p> <p>8753 CASING WM361 11/16 x 2 1/2</p> <p>8710 CASING WM351 11/16 x 2 1/2</p> <p>2 1/2 JALCO CASING 11/16 x 2 1/2</p> <p>CR398 HARBOR CLASSIC 2.5" CASING 3/4 x 2 1/2</p> <p>CR369 ANDOVER CASING 11/16 x 4 1/8</p> <p>B100 BELLY BAND CASING 11/16 x 4 1/4</p> <p>CR691 HARBOR CLASSIC 4.5" CASING 3/4 x 4 1/2</p>	<p>CR373 CRAFTSMAN 11/16 x 3 1/2</p> <p>* 8754 CASING WM444 11/16 x 3 1/2</p> <p>* 3 1/2 JALCO CASING 11/16 x 3 3/8</p> <p>CR390 VICTORIAN CASING 3/4 x 3 5/16</p> <p>ANDOVER CASING 15/16 x 3 1/2</p> <p>EXOTICA CASING 1 1/16 x 3 1/2</p> <p>CR692 ADAM CASING 3/4 x 4 1/2</p> <p>FLUTED CASING 1 x 4 1/2</p> <p>CR393 QUEEN ANNE CASING 3/4 x 5</p>	<p>8731 CASING WM448 11/16 x 3 1/2</p> <p>8308 2 ROUND CORNER CASING WM412 11/16 x 3 1/2</p> <p>CR670 HARBOR CLASSIC 3.5" CASING 3/4 x 3 1/2</p> <p>B225 MARBLEHEAD CASING 11/16 x 3 1/2</p> <p>B200 WINDSOR CASING 1 1/16 x 3 1/2</p>	<p>S-15 FJP 1 1/8 x 7 1/4</p> <p>S-14 FJP 1 1/8 x 5 1/4</p>
---	--	--	---

APRON

8642 APRON
5/8 x 3 1/2

1269 APRON
5/8 x 2 1/2

8645 APRON
5/8 x 2 1/2

BACK BAND

CR304 TORUS BACK BAND
1 9/16 x 1 1/8

CR303 REVIVAL BACK BAND
1 5/16 x 1 3/16

CR377 QUEEN BACK BAND
1 3/16 x 1 13/16

GLASS BEAD

8590
3/8 x 1/2

B672 HARBOR BEAD
3/8 x 7/8

5/8" x 3/4"

8767 SCREEN STOCK
11/16 x 1 3/4

PANEL WALLBOARD and TILE BOARD

PANEL MOLD
9/16 x 1 1/2

8451
7/16 x 1 1/8

8161
3/8 x 1

B636 PANEL
5/8 x 2 1/4

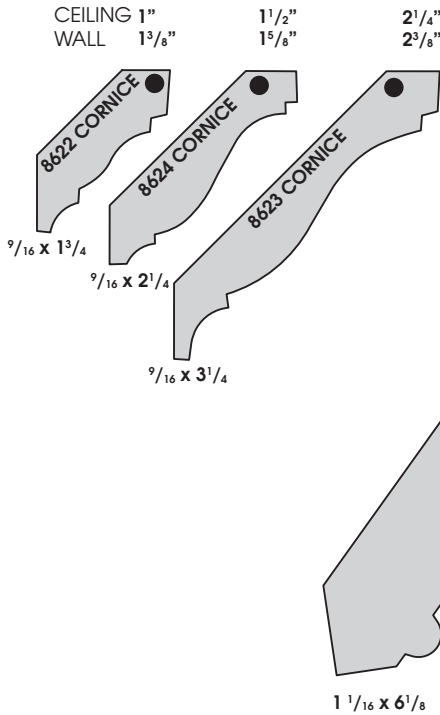
8138 PANEL WM978
3/8 x 1 3/4

Mouldings

■ = FJP	▲ = Primed Poplar
● = CLEAR	
☒ = MDF	
* = FJP + CLEAR	
SHADING = IN STOCK	

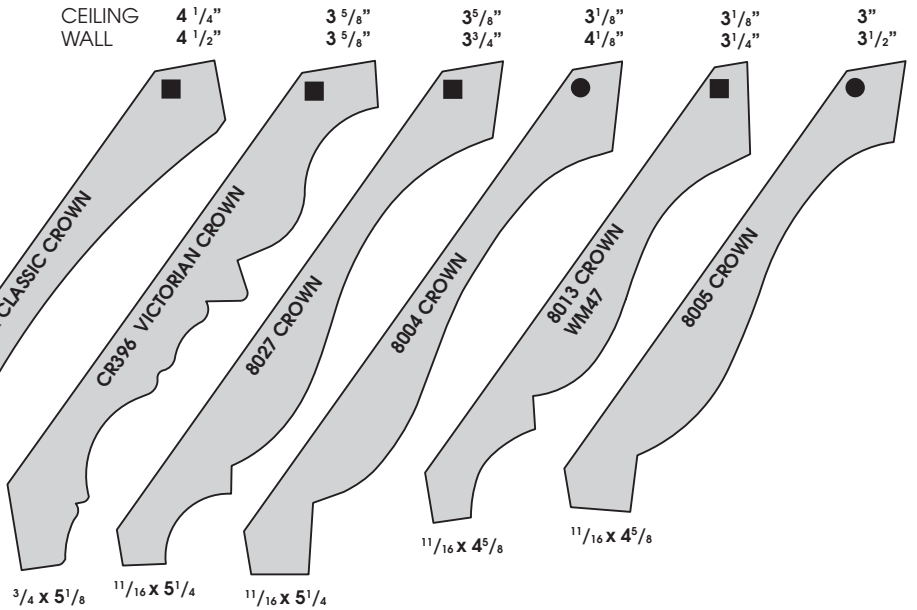
CORNICE

APPROXIMATE COVERAGES



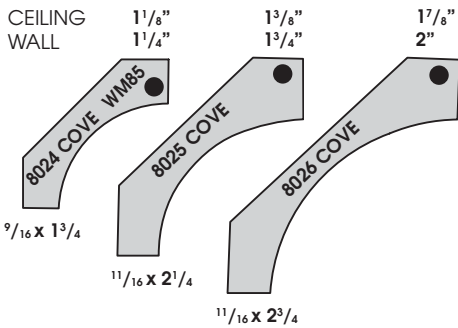
CROWN

APPROXIMATE COVERAGES

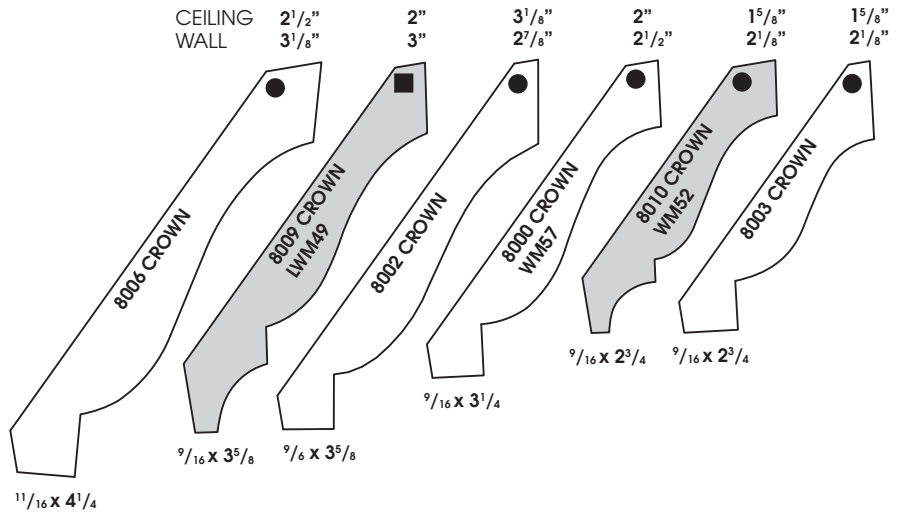


COVE

APPROXIMATE COVERAGES

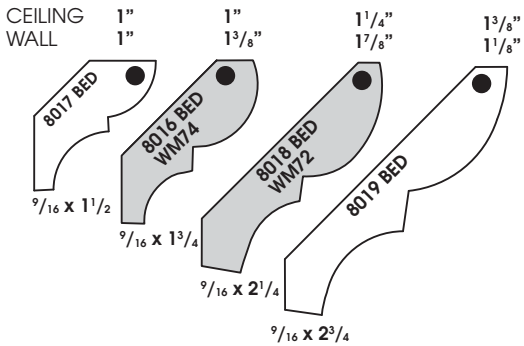


APPROXIMATE COVERAGES



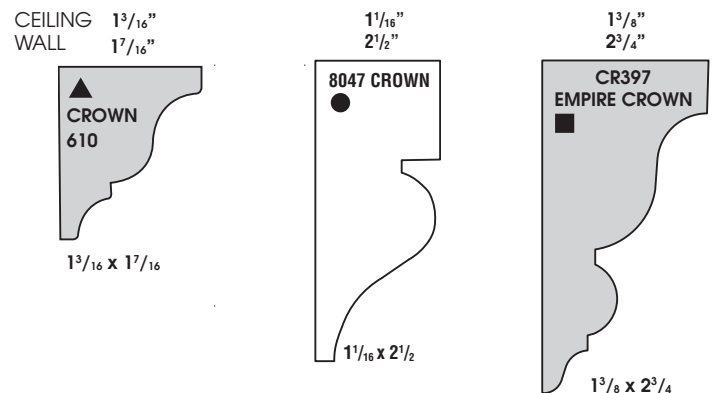
BED

APPROXIMATE COVERAGES



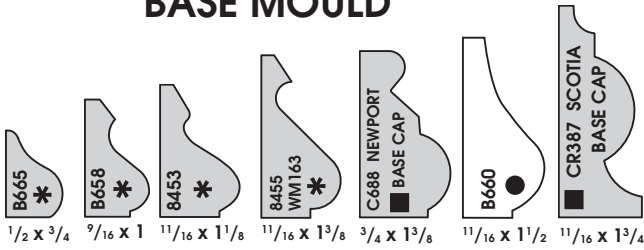
SOLID CROWN

APPROXIMATE COVERAGES

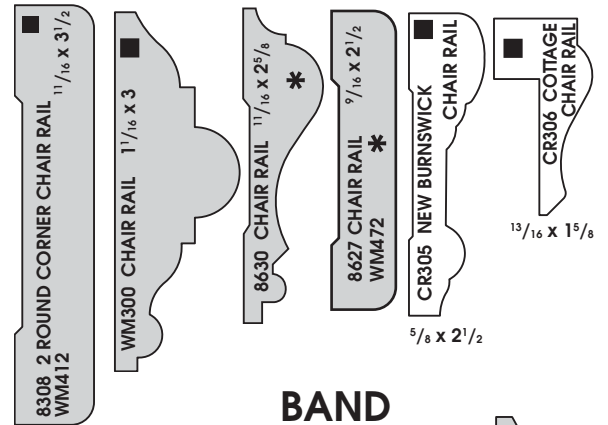


■ = FJP ▲ = Primed Poplar
 ● = CLEAR
 [M] = MDF
 * = FJP + CLEAR
 SHADING = IN STOCK

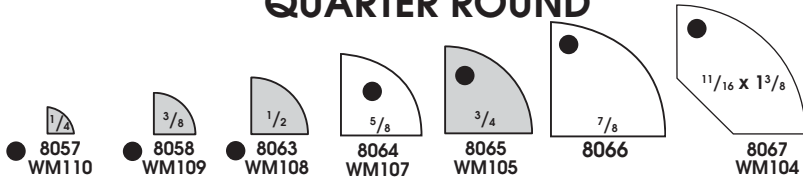
BASE MOULD



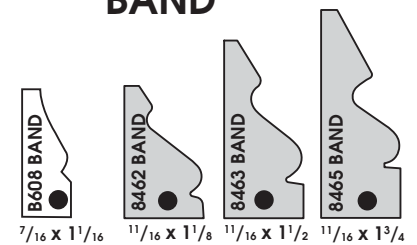
CHAIR RAIL



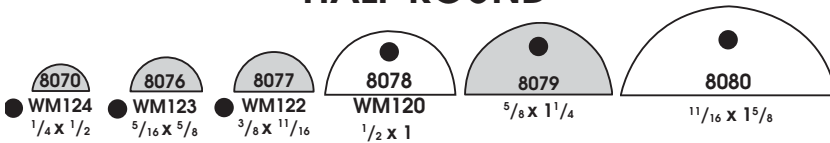
QUARTER ROUND



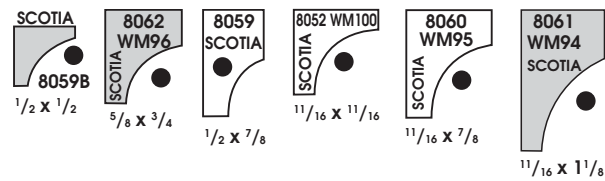
BAND



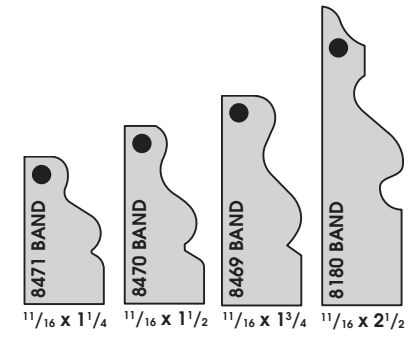
HALF ROUND



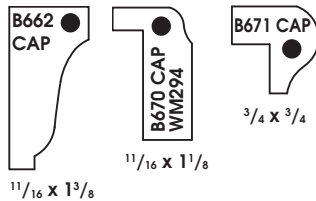
SCOTIA



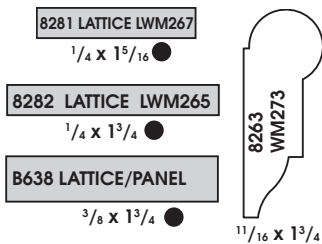
SCREEN STOP



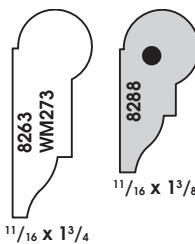
CAP



LATTICE



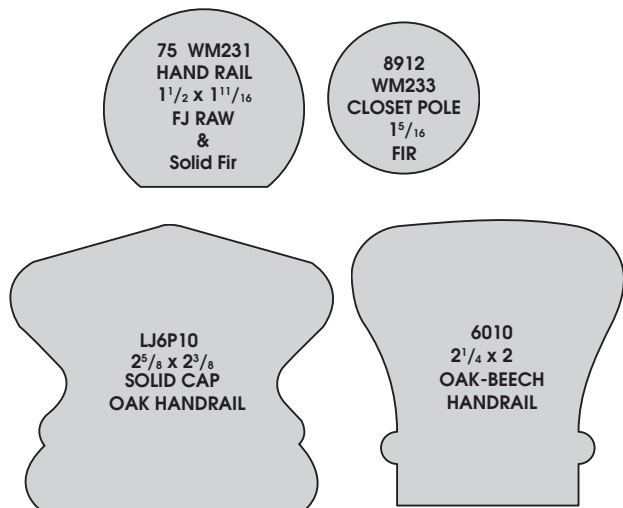
PICTURE



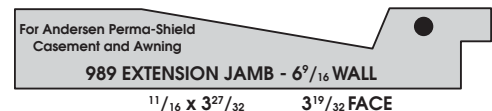
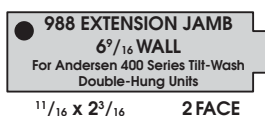
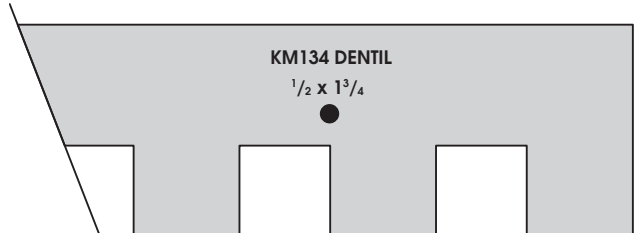
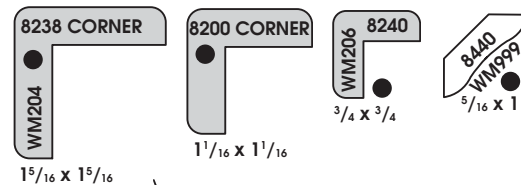
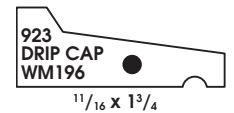
NOSING



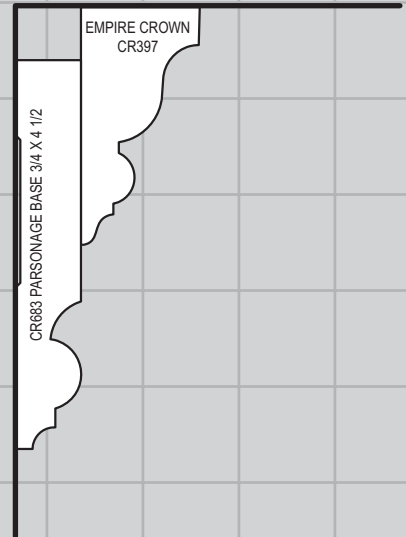
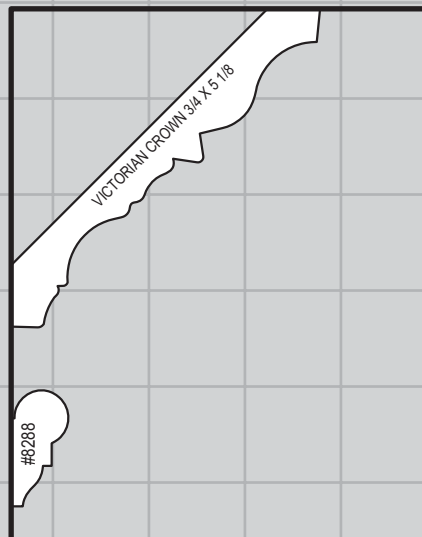
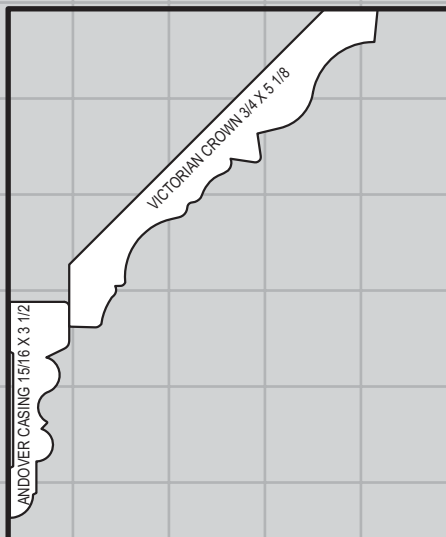
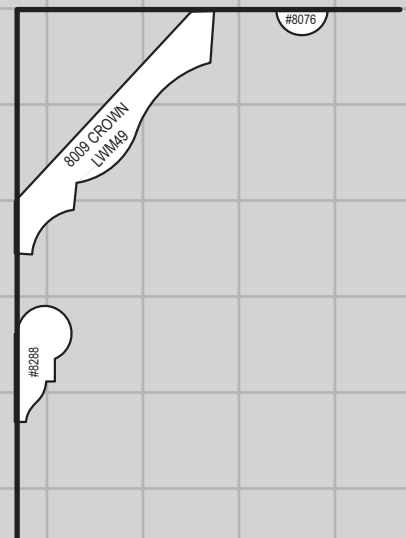
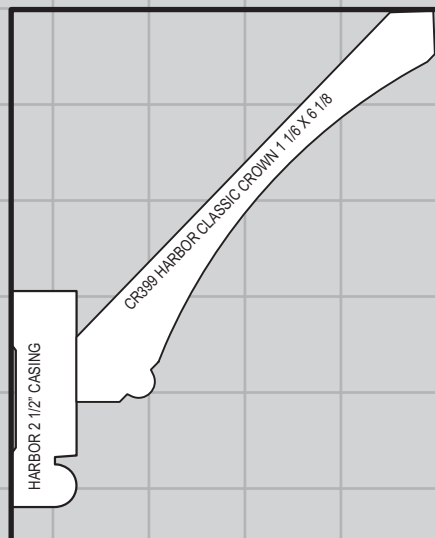
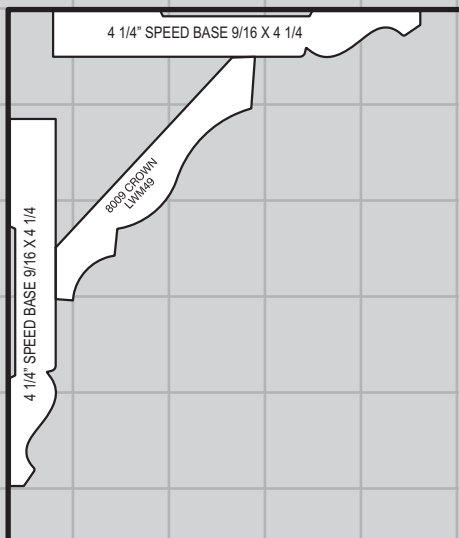
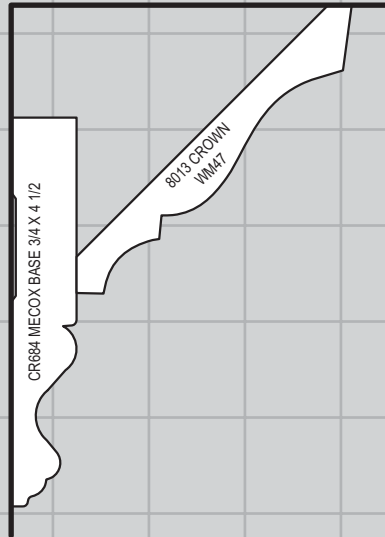
HAND RAIL



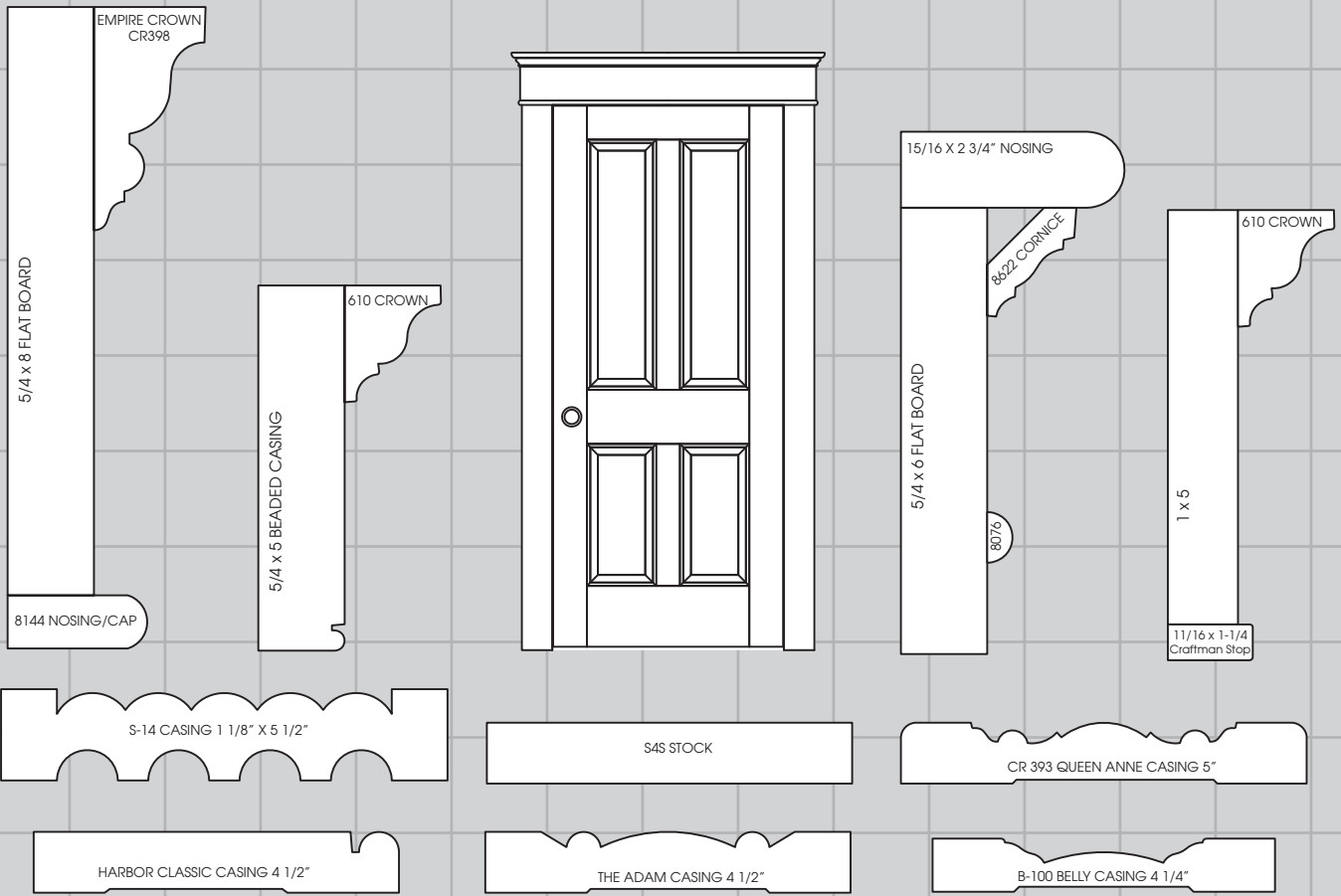
DRIP CAP



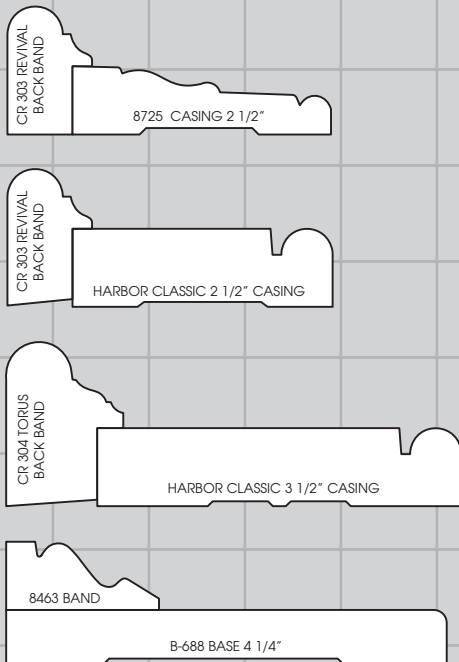
Suggested Crown Combinations Standard Profiles



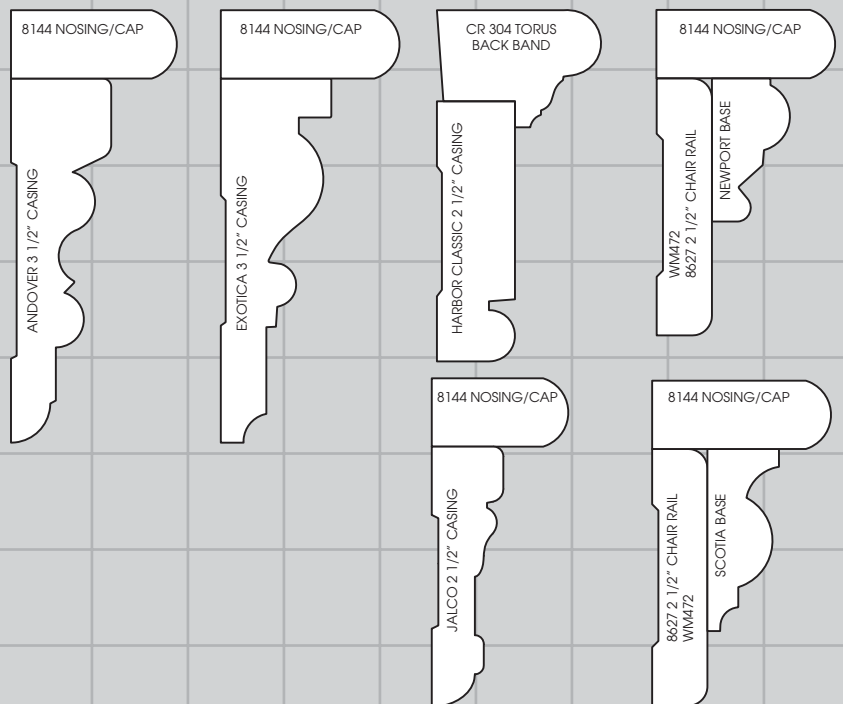
Suggested Combination Head Casing with Side Casing Options



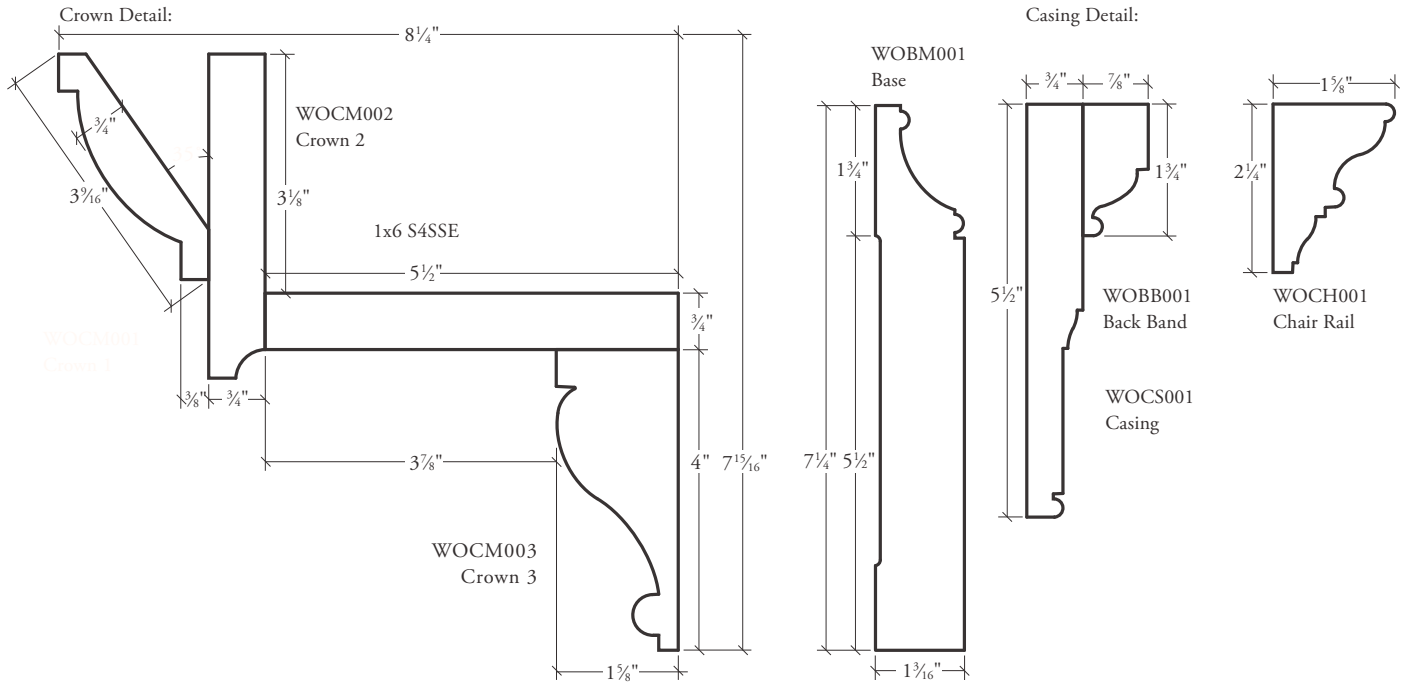
Casing Combinations Standard Profiles



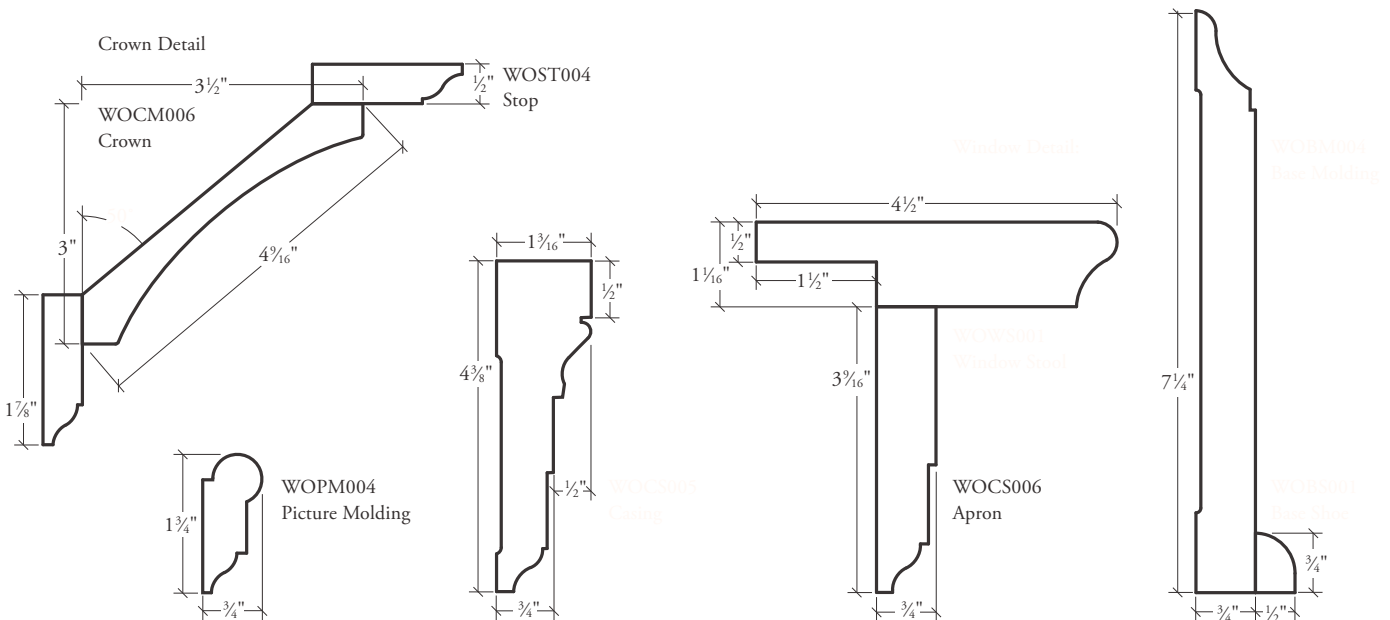
Chair Rail Combinations Standard Profiles



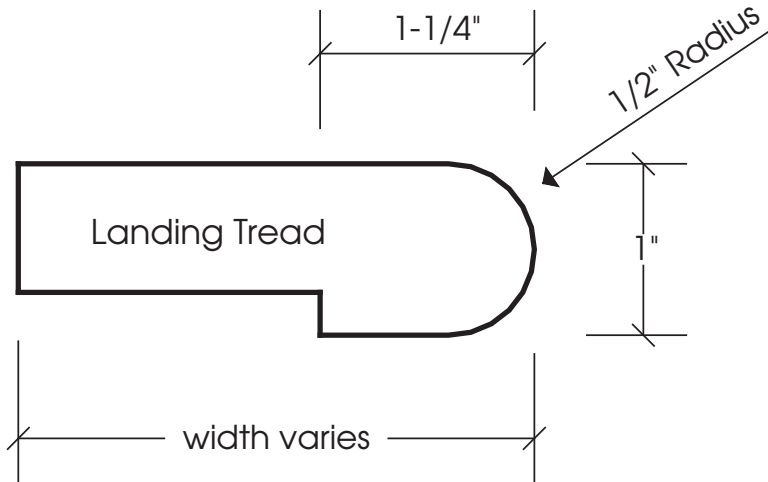
CLASSICAL COLONIAL



COLONIAL REVIVAL

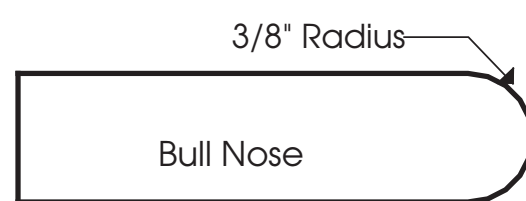



Special Order 3-5 Day Lead Time



Options for machined edge:

- 1 long side
- 2 long sides
- 1 long side & 1 end
- 1 long side & 2 ends
- 2 long sides and 1 end
- 2 long sides and 2 ends
- 2 face edges
- 2 side edges



beaded profiles can only be machined on the side

