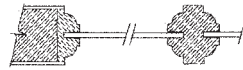
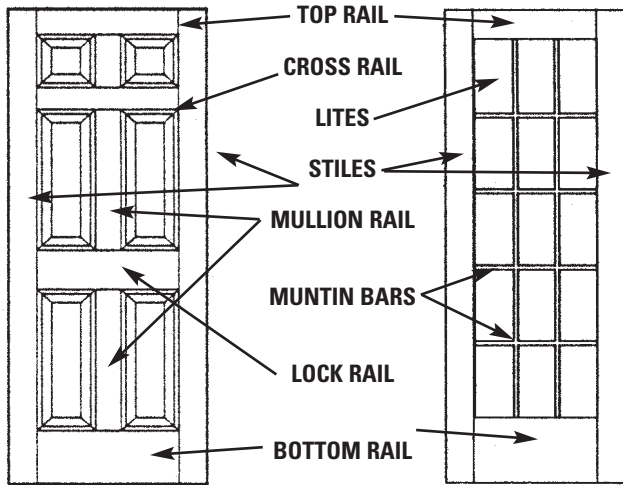
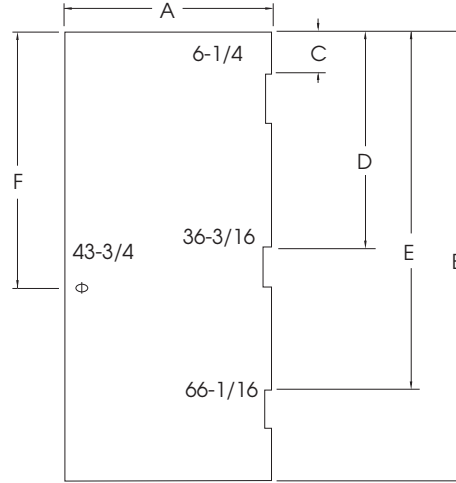


# Anatomy of an Interior Door



Compression Glazed Detail

## Jackson Standard Hinge & Lock Locations



- 2-3/8 Backset
- Width = Nominal Width - 1/8"
- 3° Bevel (2 Sides)
- 1/4" Radius Butts
- 3 1/2" X 3 1/2"

### Jamb Details

**Split Jamb**

Casing Applied  
\* Two Sides  
4 1/2" - 5" Walls

**W/S Split Jamb**

Casing Applied  
\* Two Sides  
4 1/2" - 5" Walls

\*Optional: Oak Threshold

**Double Rabbet Jamb**

Casing Applied  
Butt Side  
4 5/8" - 6 5/8"

**Single Rabbet Jamb**

Casing Applied  
Butt Side  
4 5/8" - 6 5/8"

**Features:**

**Casing:**

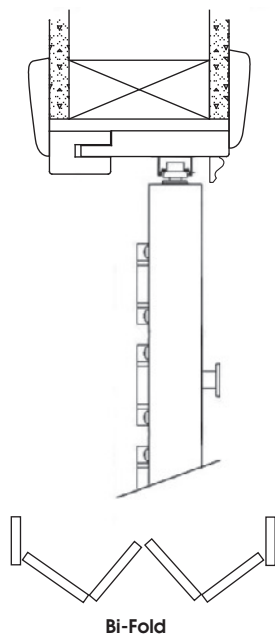
- Back Stitched
- Glued & Fastened

**Wall Depth:**

- Standard 4 1/2" - 5"
- Wider Walls Available
- FJ Primed or Clear Pine
- All Jamb Trimmed to 1 1/8" below door bottom

Casing Opp Butt Shipped loose

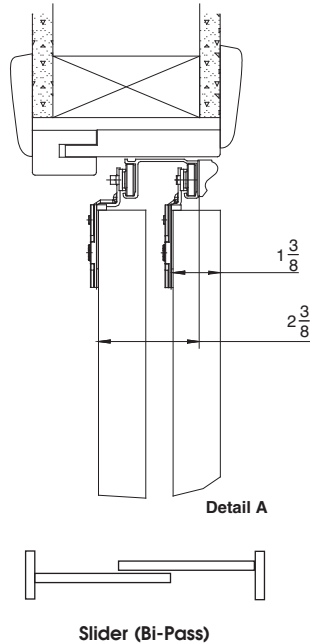
### "Split Jamb BiFold!"



**New !!**

Casing Applied  
Two Sides  
4 1/2" - 4 7/8" wall

### "Split Jamb Slider!"



## How To Determine Handing

