

durability

- fiberglass doors won't dent, rot or rust.
- withstands wide temperature ranges.

beauty

- our doors are made to look and feel like real wood.
- beautiful decorative glass patterns to accent your home and personal style.

low maintenance

- durable fiberglass construction requires less maintenance than wood or steel doors.

energy efficiency

- solid foam core offers 5 times the insulation value of wood.
- triple pane insulated tempered safety glass.



Smooth-Star • Their ready-to-paint, smooth surface resists dents and won't rust. Distinct panel detailing and stile and rail lines provide greater curb appeal than steel doors.



Classic-Craft® Entry Doors

Make a grand entrance. Premium Classic-Craft door systems combine crisp door detailing, square edges and deep profiles to create a rich, attractive entrance. AccuGrain™ Technology adds the exact grains, textures and feel of premium wood to top off this ultimate expression of style, durability and security.



Classic-Craft • American Style Collection – Simple vertical grains, solid wood edges, architecturally-correct stiles and rails and recessed panels create a timeless American style that's as sturdy as it is classic.



Classic-Craft • Mahogany Collection – The look of genuine Honduran mahogany provides a rich complement to any façade. The optional multi-point locking system enhances security for peace of mind.

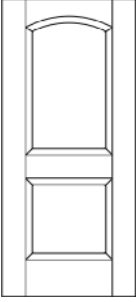
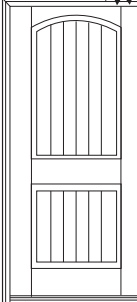


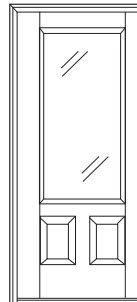
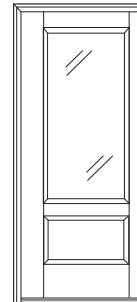
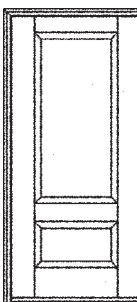
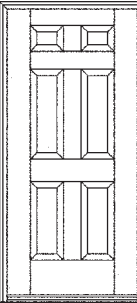
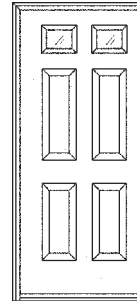
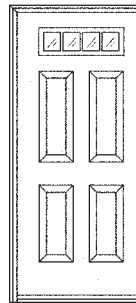
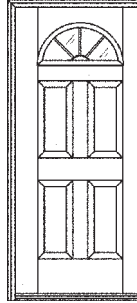
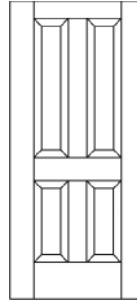
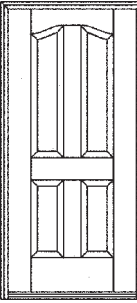
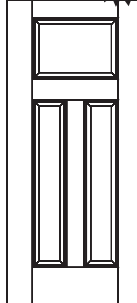
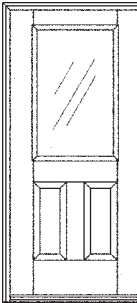
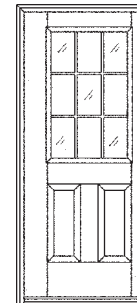
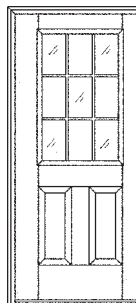

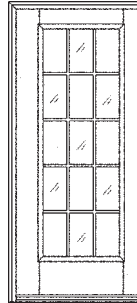




Classic-Craft • Rustic Collection – Enjoy the character of rustic woods that can coordinate with door glass, sidelites, decorative clavos and strap hinges without compromising privacy.




Classic-Craft • Oak Collection – The warm, oak grain look of these doors rival that of authentic hardwood. They can be painted or stained to match a home's style and can be trimmed up to 2 1/2" for a perfect fit.

Product Feature System Warranty	Traditions 5-Year Limited Warranty (Lites 10 years)	Profiles 10-Year Limited Warranty	Smooth-Star Series 20-Year Limited Warranty	Fiber-Classic Limited Lifetime Warranty	Classic-Craft Limited Lifetime Warranty
Skin Construction	25 Gauge Steel	24 Gauge Steel	Smooth, paint-grade dent-resistant fiberglass skin	Grained, stain or paint grade, dent resistant fiberglass skin (Min. Thickness of 1/16")	Grained, stain or paint grade, dent resistant fiberglass skin (Min. Thickness of 3/32")
Skin Finish	White Prime	Bright White Prime	White Prime	Wood grained	Natural oak or mahogany grained-Rustic alder/Fir
Molded Open Product	Not Available	Not Available	Available fanlite, half-lite & full-lite, 3/4 Oval	Not Available	Available 3/4 oval, fanlite, center arch
Lock Block	10" Wood lock block	10" Wood lock block	10" Wood lock block	19" Wood lock block	Full length LSL lock block
Door Stiles	1-1/4" Finger-joint primed, lock & hinge	1-1/4" Finger-joint primed, lock & hinge	1-1/4" LVL lock 1-1/4" FJP hinge	1-1/4" LVL lock 1-1/4" FJP hinge	4" LSL lock 1-1/4" LVL hinge 1/2" Oak or Mahogany edge
End Rails	Moistureshield Bottom Rail Only	Moistureshield Bottom Rail Only	Moistureshield Top & Bottom Rails	Moistureshield Top & Bottom Rails	Moistureshield Top & Bottom Rails
Doorlite Options	BTS Doorlites (non-yellowing, non-warping, OK behind storm door)	BTS Doorlites (non-yellowing, non-warping, OK behind storm door)	BTS Doorlites (non-yellowing, non-warping, OK behind storm door)	TCM Doorlites (non-yellowing, non-warping, OK behind storm door)	SMC Doorlites (non-yellowing, non-warping, OK behind storm door)
Fire Door Options	20-minute smoke & draft	20-minute Available	20-minute Available	20-minute Available	20-minute Available
7/0 & 8/0 Options	8/0 Available	Not Available	8/0 Available	7/0 & 8/0 Available	8/0 Available
R Value	10 R Value Polyurethane Foam Core	12 R Value Polyurethane Foam Core	15.5 R Value Polyurethane Foam Core	15.5 R Value Polyurethane Foam Core	15.5 R Value Polyurethane Foam Core
Trimability without Reblocking					2-1/2"
Flush Glazing	Not Available	Not Available	1/2 Lite 3/4 Lite Full Lite	Not Available	Some Designs


						
S-200	S-205	S-220	S-70 Shown w/Clear Glass Option	S-80 Shown w/Clear Glass Option	S-90 Shown w/Clear Glass Option	S-93
-	-	-	-	-	-	-
2-8 x 6-8 3-0 x 6-8	2-8 x 6-8 3-0 x 6-8	2-8 x 6-8 3-0 x 6-8	2-8 x 6-8 3-0 x 6-8	2-8 x 6-8 3-0 x 6-8	2-8 x 6-8 3-0 x 6-8	2-8 x 6-8 3-0 x 6-8
						
S-210	S-296	S-236 (Fixed grille)	S-255 (Fixed grille)	S-960	S-270	S-600
-	-	-	-	-	-	-
2-6 x 6-8 2-8 x 6-8 3-0 x 6-8	2-8 x 6-8 3-0 x 6-8	3-0 x 6-8	2-8 x 6-8 3-0 x 6-8	2-8 x 6-8 3-0 x 6-8	2-8 x 6-8 3-0 x 6-8	2-6 x 6-8 2-8 x 6-8 3-0 x 6-8
						
S-206	S-262 (Fixed grille)	S-262 GBG	S-118	S-108 (Fixed grille)	S-108 GBG	S-100
-	-	-	-	-	-	-
2-8 x 6-8 3-0 x 6-8	2-8 x 6-8 3-0 x 6-8	2-8 x 6-8 3-0 x 6-8	2-8 x 6-8 3-0 x 6-8	2-8 x 6-8 3-0 x 6-8	2-8 x 6-8 3-0 x 6-8	2-6 x 6-8 2-8 x 6-8 3-0 x 6-8

Flush Glazed




S-2000

—
2-8 x 6-8
3-0 x 6-8



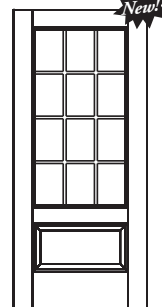
S-2050 GBG

—
2-8 x 6-8
3-0 x 6-8



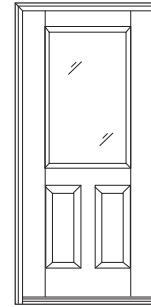
S-2200

2-6 x 6-8
2-8 x 6-8
3-0 x 6-8



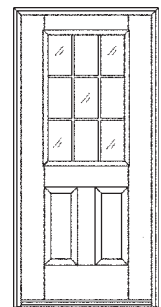
S-2250 GBG

2-6 x 6-8
2-8 x 6-8
3-0 x 6-8



S-2100

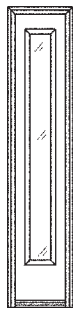
2-6 x 6-8
2-8 x 6-8
3-0 x 6-8



S-2150 GBG

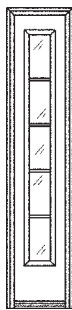
—
2-8 x 6-8
3-0 x 6-8

Sidelights



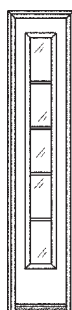
S-100SL

1-0 x 6-8
1-2 x 6-8



S-308SL
(Fixed grille)

1-0 x 6-8
1-2 x 6-8



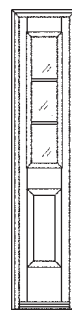
S-308SL GBG

1-0 x 6-8
1-2 x 6-8



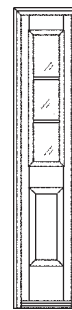
S210SL

1-0 x 6-8
1-2 x 6-8



S-263SL
(Fixed grille)

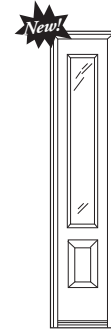
1-0 x 6-8
1-2 x 6-8



S-263SL GBG

1-0 x 6-8
1-2 x 6-8

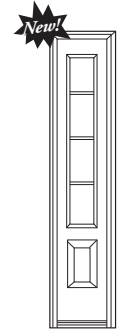
Flush Glazed



S90SL

Shown w/clear
glass option

1-0 x 6-8
1-2 x 6-8



S91SL GBG

1-0 x 6-8
1-2 x 6-8

Smooth-Star features:

- A smooth, paintable surface
- Crisp stile and rail lines comparable to a wood door
- Durable fiberglass that won't dent, ding or rust
- A solid polyurethane foam core with five times the insulating value of wood
- An optional multi-point locking system for enhanced security
- A full system 20-year limited warranty*

*For complete details on our full system warranty visit www.thermatru.com.


LIMITED
20-Year
Warranty

Stock

Size	Rough Opening
3-0 x 6-8	38 ¹ / ₂ " x 83"
2-8 x 6-8	34 ¹ / ₂ " x 83"
1-0 x 3-0	51 ¹ / ₂ " x 83"
1-0 x 3-0 x 1-0	64 ¹ / ₂ " x 83"
1-2 x 3-0 x 1-2	68 ¹ / ₂ " x 83"
6-0 x 6-8	75 ¹ / ₂ " x 83"

For Outswing unit 81¹/₂" Ht

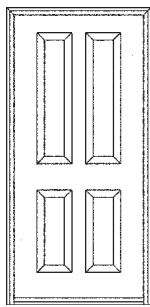
Units shipped with 1/2" ply-wood shim under sill.



TS-100*

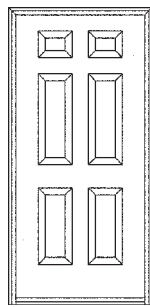
2-0 x 6-8
2-6 x 6-8
2-8 x 6-8
3-0 x 6-8

3-6 X 6-8 (Profiles 100)



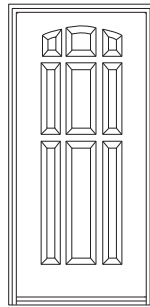
TS-214*

2-8 x 6-8
3-0 x 6-8



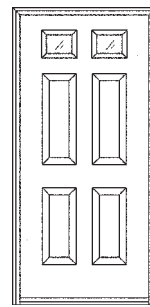
TS-210*

2-6 x 6-8
2-8 x 6-8
3-0 x 6-8



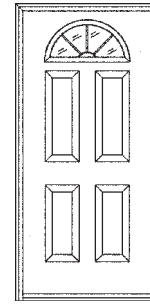
TS-290*

2-8 x 6-8
3-0 x 6-8



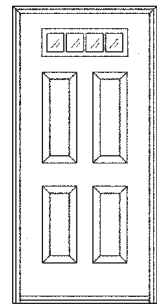
TS-296

2-8 x 6-8
3-0 x 6-8



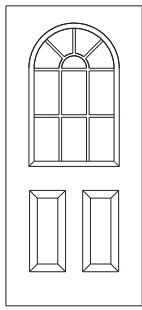
TS-255

3-0 x 6-8




TS-236

2-8 x 6-8
3-0 x 6-8




TS-151

2-8 x 6-8
3-0 x 6-8




TS-118

2-8 x 6-8
3-0 x 6-8



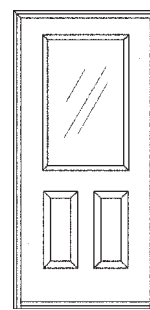
TS-108

2-8 x 6-8
3-0 x 6-8



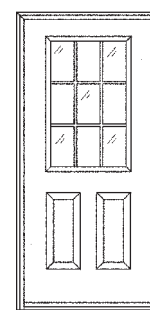
TS-108 GBG

2-8 x 6-8
3-0 x 6-8



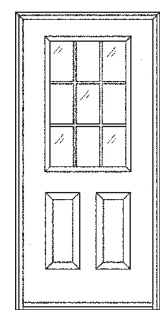
TS-206

2-8 x 6-8
3-0 x 6-8



TS-262

2-8 x 6-8
3-0 x 6-8



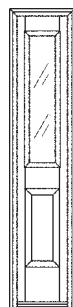
TS-262 GBG

2-8 x 6-8
3-0 x 6-8

Traditions Features:

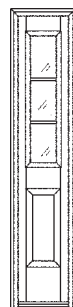
- 25-gauge steel skins, primed white and ready-to-paint
- Solid polyurethane foam core offering double the R-value of polystyrene core
- Rot-resistant composite top and bottom rails
- Solid wood lock block for reinforcement
- 20-minute positive pressure fire rating*
- Five-year limited warranty on door systems and 10-year limited warranty on glass

For complete details on our full system warranty see your nearby Therma-Tru dealer or visit www.thermatru.com.



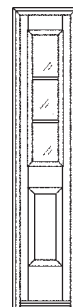
TS-210SL

1-0 x 6-8
1-2 x 6-8




TS-263SL

1-0 x 6-8
1-2 x 6-8



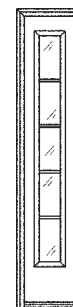
TS-263SL GBG

1-0 x 6-8
1-2 x 6-8



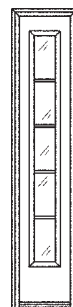
TS-100SL

1-0 x 6-8
1-2 x 6-8



TS-308SL

1-0 x 6-8
1-2 x 6-8



TS-308SL GBG

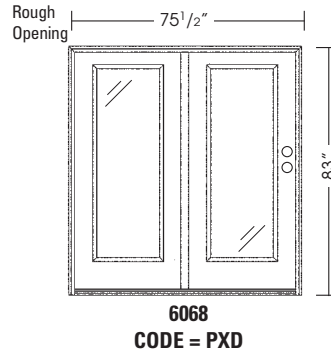
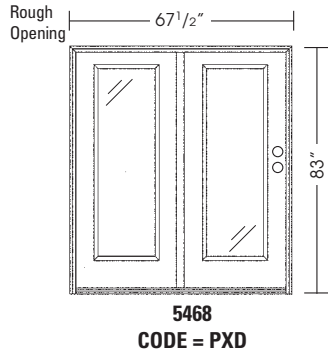
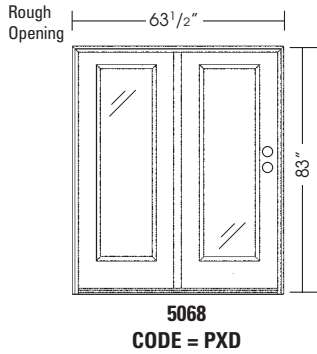
1-0 x 6-8
1-2 x 6-8

LIMITED
5-Year
Warranty
Door System

LIMITED
10-Year
Warranty
Glass System

Stock

SIZES



FEATURES:

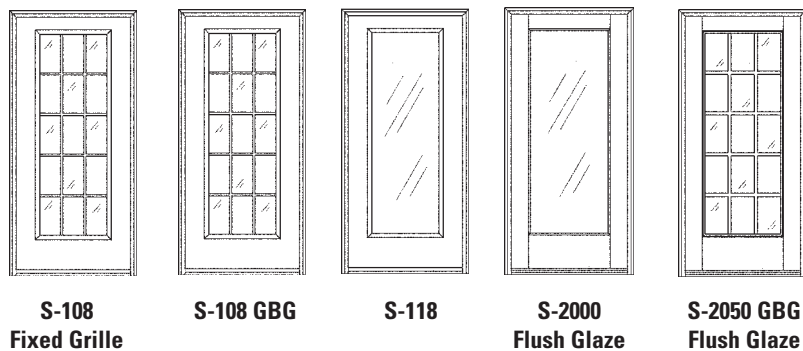
- Tru-Defense Frame System
- Full Screen
- Available Hinged off the mull post or the side jamb
- Economical Patio Door Option

Door Options: Tradition Steel



Screen Code
2668 = TTPD26SCRN
2808 = TTPD28SCRN
3008 = TTPD30SCRN


Door Options : Smooth-Star Fiberglass



Optional Multi-Point Locking System



- 300 Series Stainless Steel
 - won't pit or stain
 - excellent corrosion resistance
 - passed 3000 hours salt spray test
- Self-Lubricating Mechanisms
- Provides smooth operation with no need to lubricate locks
- Solid Stainless Steel Deadbolt
 - stronger than traditional deadbolts
 - 1" deadbolt throw



OPTIONS:

- FrameSaver Jamb
- FJP 908 casing
- FJP 5/4 x 3 1/2 casing
- PVC 908
- PVC 5/4 x 3 1/2
- PVC 908 w/J Channel
- PVC 5/4 x 3 1/2 w/J Channel
- DeadBolt preps
- Sill Pan
- Wood, Steel or Fiberglass Doors available as a Special Order
- Rain Deflector
- Available w/Transoms mulled above
- Units shipped with 1/2" plywood shim under sill

• See ThermaTru Catalog For Full Product Offering.

Handing Chart

